

Features

- Solid brass construction
- Two-post design
- Complements Empire product series

Grab Bar

660

Also 661, 662, 663, 664, 665

Codes / Standards Compliance

Meets or exceeds the following at date of manufacture:

- All applicable US Federal and State material regulations
- ADA



Colors / Finishes

- PC: Polished Chrome
- PN: Polished Nickel
- SN: Satin Nickel
- Other: NA

Specified Model

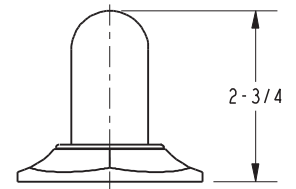
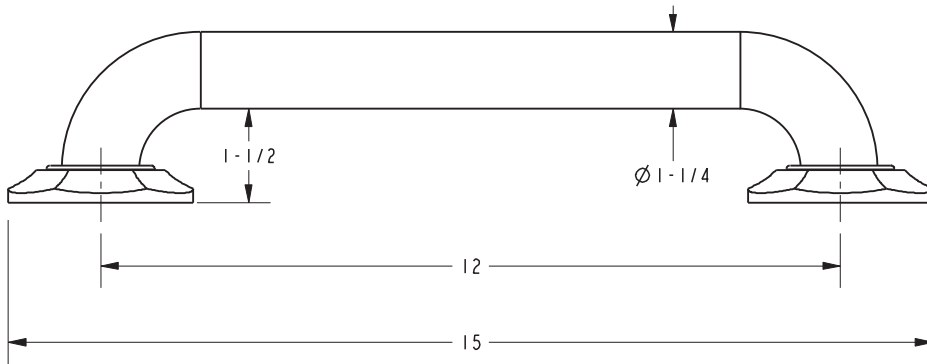

Model	Description	Colors Finishes	
660	12" Grab Bar	<input type="checkbox"/> PC <input type="checkbox"/> PN <input type="checkbox"/> SN	<input type="checkbox"/> Other
661	16" Grab Bar	<input type="checkbox"/> PC <input type="checkbox"/> PN <input type="checkbox"/> SN	<input type="checkbox"/> Other
662	18" Grab Bar	<input type="checkbox"/> PC <input type="checkbox"/> PN <input type="checkbox"/> SN	<input type="checkbox"/> Other
663	24" Grab Bar	<input type="checkbox"/> PC <input type="checkbox"/> PN <input type="checkbox"/> SN	<input type="checkbox"/> Other
664	32" Grab Bar	<input type="checkbox"/> PC <input type="checkbox"/> PN <input type="checkbox"/> SN	<input type="checkbox"/> Other
665	36" Grab Bar	<input type="checkbox"/> PC <input type="checkbox"/> PN <input type="checkbox"/> SN	<input type="checkbox"/> Other

Product Specification: Add "Length Indicator and Color / Finish" suffix to Model number, below.

The Grab Bar shall be made of solid brass construction. Grab Bar shall complement Ginger Empire product series. Grab Bar shall be Ginger Model 66____/____.

660

Product Dimensions *(units are in inches)*



MEETS OR EXCEEDS ASTM F446 STANDARDS AND CONFORMS TO ADA GUIDELINES.